

Poster Session Presenter's Guide

The poster session will be conducted as a presentation using Remo (<https://remo.co>) screen sharing. Presenters are requested to make an appeal in Slack for participants in advance.

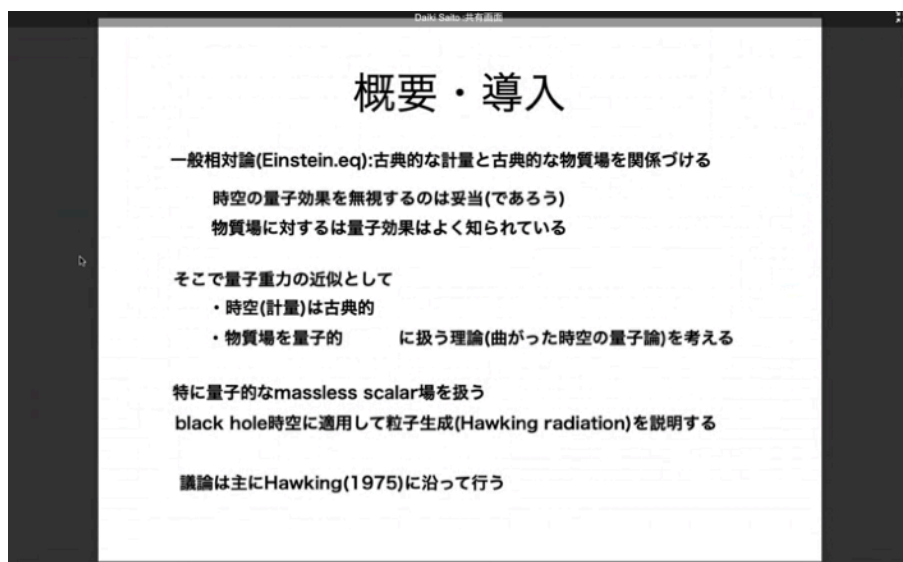
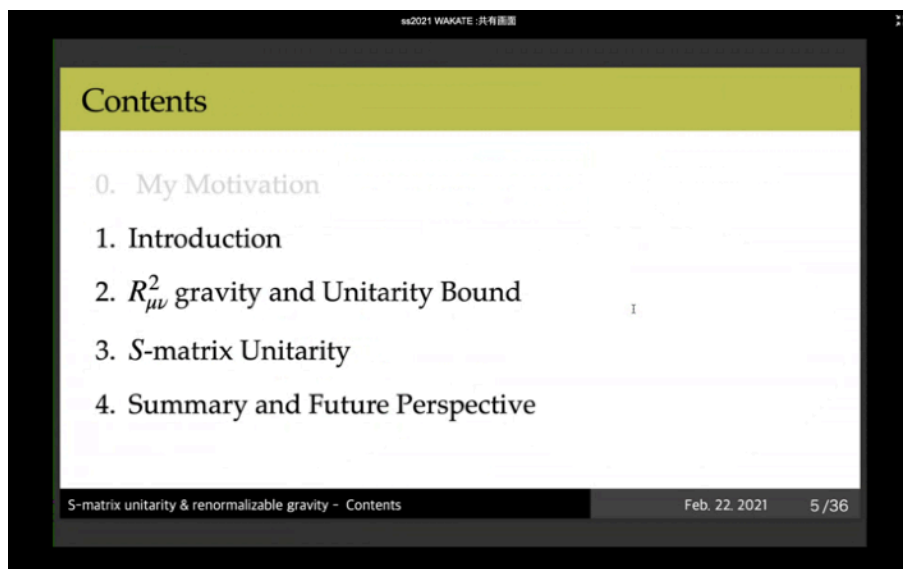
Please prepare the following items.

1. Presentation materials (slides)

2. Appeal slides

1. Presentation materials (slides)

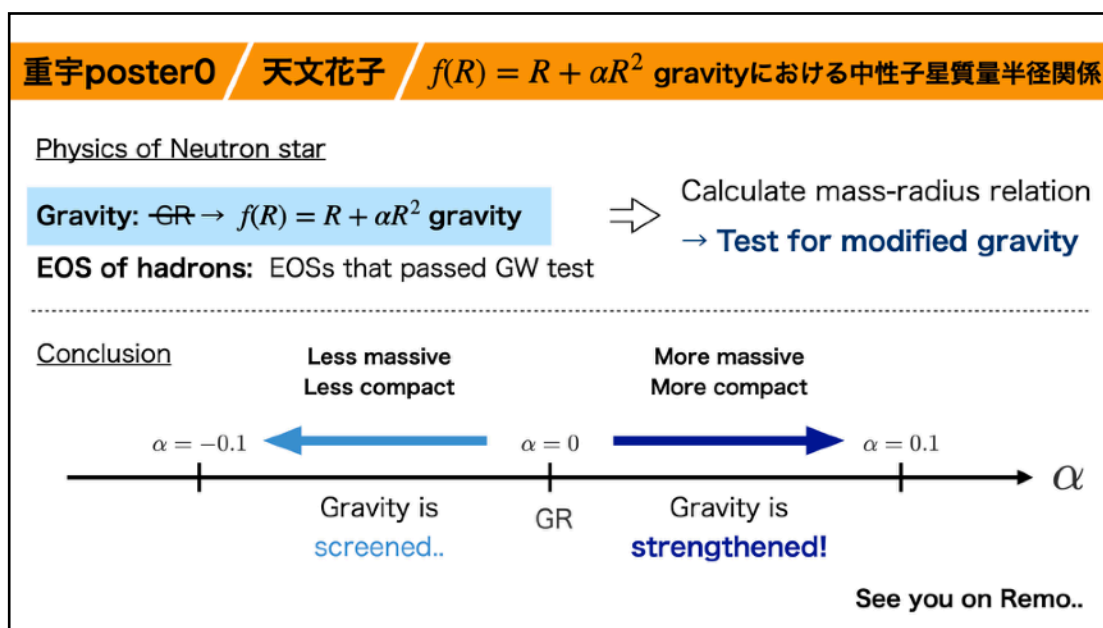
Although this is a poster session, please create a **regular slide show**. Please make the slides in **pdf format** so that the window size can be adjusted. (If you use Keynote, PowerPoint, etc., it may show unexpected behavior or the screen may be cut off.) Screen sharing in Google Chrome (the recommended browser) will look like this:



2. Appeal slides

The day before the poster session, presenters will be asked to post an appeal in Slack. Please prepare **one slide** for the appeal to be attached to the appeal post. Please make it in **pdf format**. This project is an alternative to a gong show (a one-minute presentation that promotes the poster), and is intended to be a "promotion". Therefore, it is desirable to create a presentation that gives an **overview of your research and its importance at a glance**, or that serves as an **introduction** to the content of your presentation.

Example)



Although it is in the same slide show format as the oral presentations, the special feature of this poster session is that it allows for deeper discussion without time limits. Please take the above points into consideration and make it a more interactive and fulfilling time!